



SSCT7V021L2

1-Line Uni-directional high power TVS

● Description

The SSCT7V021L2 is a high power TVS, utilizing leading monolithic silicon technology to provide fast response time and low ESD clamping voltage, making this device an ideal solution for protecting voltage sensitive lines.

The SSCT7V021L2 complies with the IEC 610002 (ESD) standard with $\pm 30\text{kV}$ air and $\pm 30\text{kV}$ contact discharge. It is assembled into a 3pin DFN2020-3 package. The leads are finished with NiPdAu. Each device will protect one line. The combination of small size, and high surge capability makes them ideal for use in applications such as cellular phones, LCD displays, USB, and multimedia card interfaces.

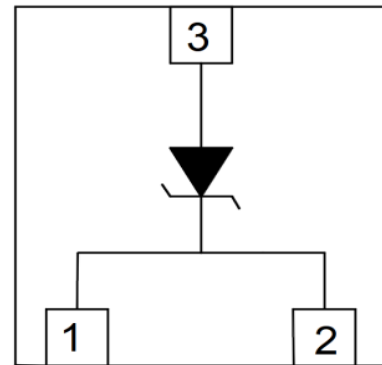
● Feature

- ◇ 5000W peak pulse power (TP = 8/20 μs)
- ◇ DFN2020-3Package
- ◇ Working voltage: 7V
- ◇ Low clamping voltage
- ◇ Low capacitance
- ◇ RoHS compliant transient protection for high speed data lines to IEC61000-4-2(ESD) $\pm 30\text{kV}$ (air), $\pm 30\text{kV}$ (contact)

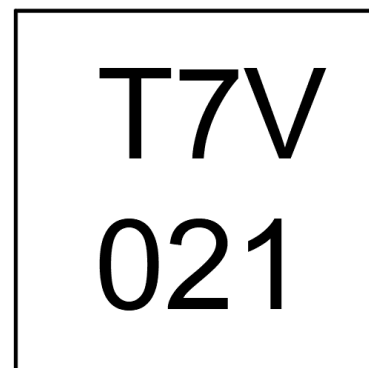
● Applications

- ◇ DVI & HDMI Port Protection
- ◇ Serial and Parallel Ports
- ◇ Projection TV
- ◇ Notebooks, Desktops, Server
- ◇ USB 1.1/2.0/3.0/3.1/OTG

● PIN configuration



Top view



Marking

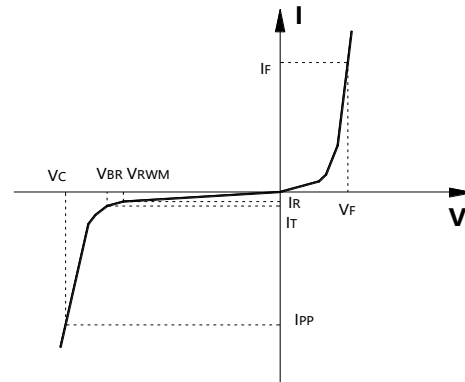
● Mechanical data

- ◇ Lead finish:100% matte Sn(Tin)
- ◇ Mounting position: Any
- ◇ Qualified max reflow temperature:260 $^{\circ}\text{C}$
- ◇ Device meets MSL 1 requirements
- ◇ Pure tin plating: 7 ~ 17 μm



● **Electronic Parameter**

Symbol	Parameter
V_{RWM}	Peak Reverse Working Voltage
I_R	Reverse Leakage Current @ V_{RWM}
V_{BR}	Breakdown Voltage @ I_T
I_T	Test Current
I_{PP}	Maximum Reverse Peak Pulse Current
V_C	Clamping Voltage @ I_{PP}
P_{PP}	Peak Pulse Power
C_J	Junction Capacitance



● **Absolute maximum rating @TA=25°C**

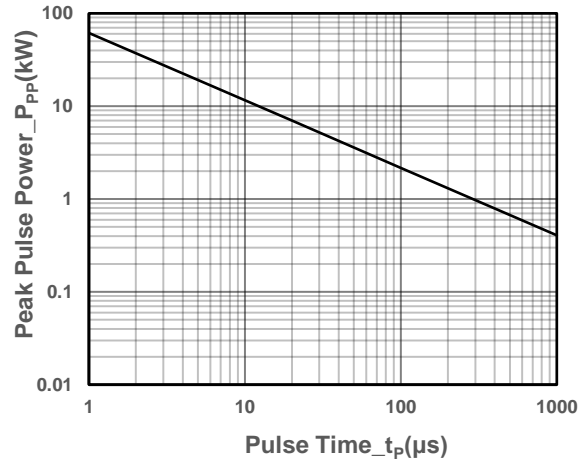
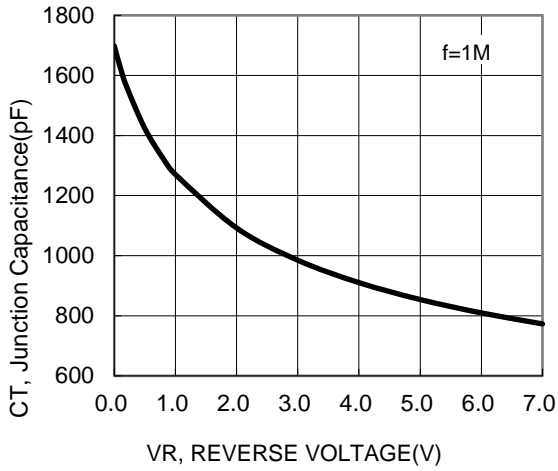
Parameter	Symbol	Value	Units
Peak Pulse Power (8/20μs)	PPP	7000	W
Peak Pulse Current (8/20μs)	IPP	275	A
ESD Rating per IEC61000-4-2:	Contact	±30	kV
	Air	±30	
Storage Temperature	TSTG	-55/+150	°C
Operating Temperature	TJ	-55/+125	°C

● **Electrical Characteristics @TA=25°C**

Parameter	Symbol	Conditions	Min.	Typ.	Max.	Units
Peak Reverse Working Voltage	V_{RWM}	Any I/O to Ground			7	V
Breakdown Voltage	V_{BR}	$I_T = 1\text{mA}$	7.5		9.5	V
Reverse Leakage Current	I_R	$V_{RWM} = 7\text{V}, T = 25^\circ\text{C}$			1	μA
Clamping Voltage	V_C	$I_{PP} = 10\text{A}, t_P = 8/20\mu\text{s}$		10		V
Clamping Voltage	V_C	$I_{PP} = 275\text{A}, t_P = 8/20\mu\text{s}$		20	26	V
Junction Capacitance	C_J	$V_R = 0\text{V}, f = 1\text{MHz}$		1700		pF

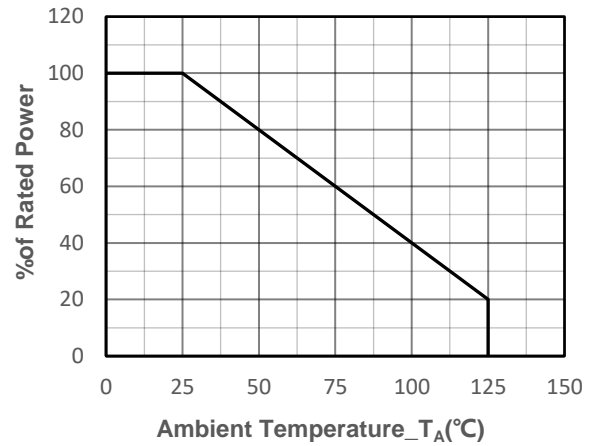
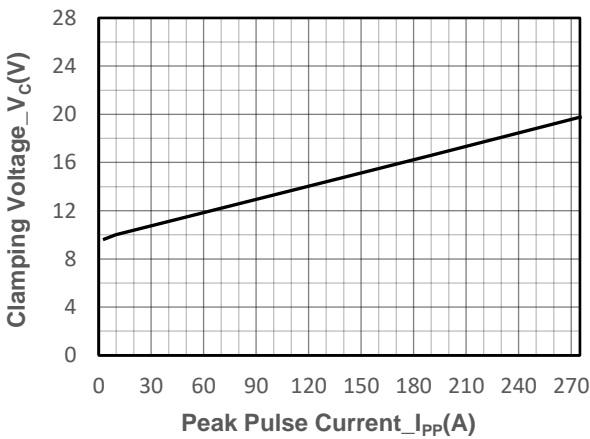


● Typical Performance Characteristics



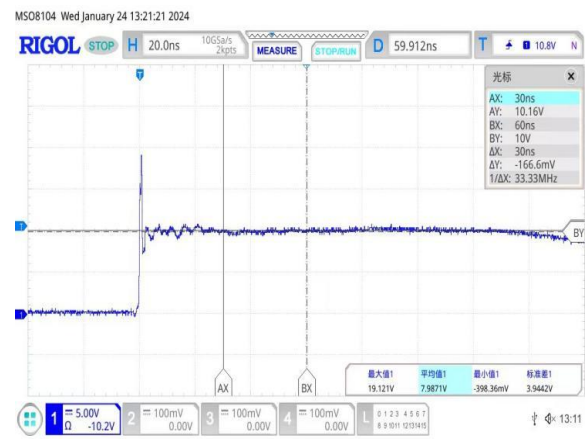
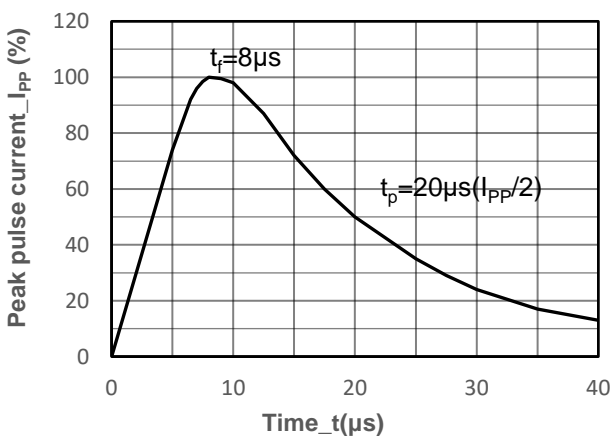
Junction Capacitance vs. Reverse Voltage

Peak Pulse Power vs. Pulse Time



Clamping Voltage vs. Peak Pulse Current

Power derating vs. Ambient temperature



8/20μs Pulse Waveform

Note: Data is taken with a 10x attenuator ESD Clamping Voltage 8kV contact per IEC61000-4-2



- **Package Information**

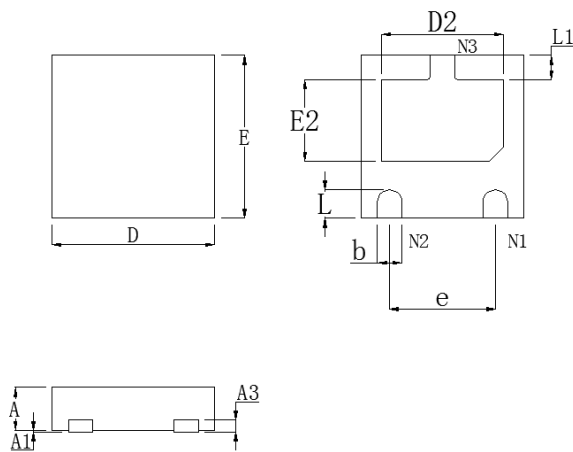
Ordering Information

Device	Package	Qty per Reel	Reel Size
SSCT7V021L2	DFN2020-3L	3000	7 Inch

Mechanical Data

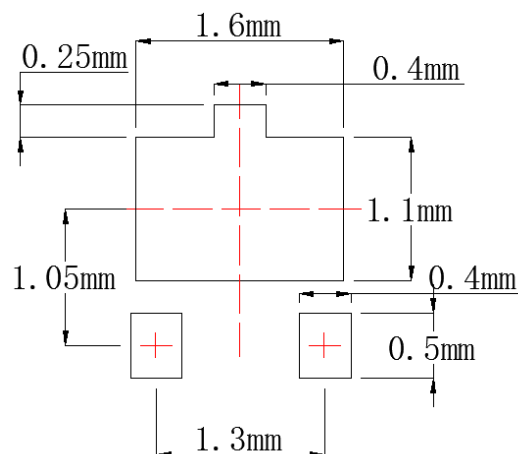
Case: DFN2020-3

Case Material: Molded Plastic. UL Flammability



DIM	Millimeters		
	Min	Nom	Max
A	0.55	0.60	0.65
A1	0.00	0.02	0.05
A3	0.10REF		
D	1.90	--	2.10
E	1.90	--	2.10
b	0.25	--	0.35
L	0.35	--	0.45
L1	0.20	--	0.30
D2	1.40	--	1.60
E2	0.95	--	1.15
e	1.20	--	1.40

Recommended Pad outline





DISCLAIMER

SSCSEMI RESERVES THE RIGHT TO MAKE CHANGES WITHOUT FURTHER NOTICE TO ANY PRODUCTS HEREIN TO IMPROVE RELIABILITY, FUNCTION OR DESIGN. SSCSEMI DOES NOT ASSUME ANY LIABILITY ARISING OUT OF THE APPLICATION OR USE OF ANY PRODUCT OR CIRCUIT DESCRIBED HEREIN; NEITHER DOES IT CONVEY ANY LICIENCE UNDER ITS PATENT RIGHTS, NOR THE RIGHTS OF OTHERS.

THE GRAPHS PROVIDED IN THIS DOCUMENT ARE STATISTICAL SUMMARIES BASED ON A LIMITED NUMBER OF SAMPLES AND ARE PROVIDED FOR INFORMATIONAL PURPOSE ONLY. THE PERFORMANCE CHARACTERISTICS LISTED IN THEM ARE NOT TESTED OR GUARANTEED. IN SOME GRAPHS, THE DATA PRESENTED MAY BE OUTSIDE THE SPECIFIED OPERATING RANGE (E.G, OUTSIDE SPECIFIED POWER SUPPLY RANG) AND THEREFORE OUTSIDE THE WARRANTED RANGE.

OUR PRODUCT SPECIFICATIONS ARE ONLY VALID IF OBTAINED THROUGH THE COMPANY'S OFFICIAL WEBSITE, CRM SYSTEM, OR OUR SALES PERSONNEL CHANNELS. IF CHANGES OR SPECIAL VERSIONS ARE INVOLVED, THEY MUST BE STAMPED WITH A QUALITY SEAL AND MARKED WITH A SPECIAL VERSION NUMBER TO BE VALID.