



## SSCT15V11L3

1-Line Uni-directional TVS Diode

### ● Description

The SSCT15V11L3 is an uni-directional TVS diode, utilizing leading monolithic silicon technology to provide fast response time and low ESD clamping voltage, making this device an ideal solution for protecting voltage sensitive data and power line.

The SSCT15V11L3 complies with the IEC61000-4-2 (ESD) with  $\pm 30\text{kV}$  air and  $\pm 30\text{kV}$  contact discharge. It is assembled into an ultra-small 1.6X1.0mm lead-free DFN package. The small size and high ESD surge protection make an ideal choice to protect cell phone, digital cameras, audio players and many other portable applications.

### ● Features

- ✧ Peak Pulse Current (8/20 $\mu\text{s}$ ) Max: 150A
- ✧ DFN1610-2L Package
- ✧ Working voltage:15V
- ✧ Low Leakage Current
- ✧ Junction capacitance (Max value):450pF
- ✧ Low clamping voltage
- ✧ Complies with following standards:
  - IEC61000-4-2(ESD)  $\pm 30\text{kV}$ (contact),  
 $\pm 30\text{kV}$ (air)

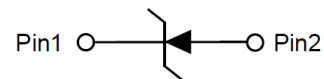
### ● Applications

- ✧ Mobile Phone, Digital cameras
- ✧ Battery Protection
- ✧ Power Line Protection
- ✧ Vbat pin for Mobile Devices
- ✧ Hand Held Portable Applications


### ● PIN configuration



**DFN1610-2L(Bottom View)**



**Circuit Diagram**



**Marking(Top View)**

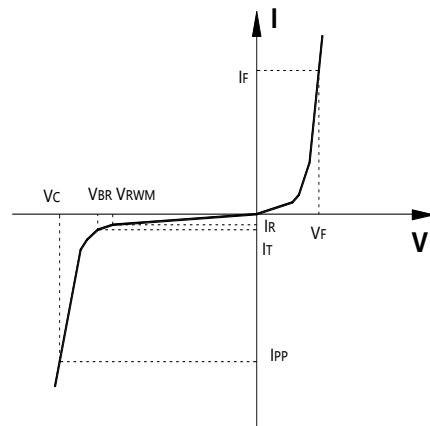
### ● Mechanical Characteristics

- ✧ Package: DFN1610-2L
- ✧ Lead Finish: Matte Tin
- ✧ Case Material: "Green" Molding Compound.
- ✧ UL Flammability Classification Rating 94V-0
- ✧ Moisture Sensitivity: Level 3 per J-STD-020



## ● Electronic Parameter

Symbol	Parameter
$V_{RWM}$	Peak Reverse Working Voltage
$I_R$	Reverse Leakage Current @ $V_{RWM}$
$V_{BR}$	Breakdown Voltage @ $I_T$
$I_T$	Test Current
$I_{PP}$	Maximum Reverse Peak Pulse Current
$V_C$	Clamping Voltage @ $I_{PP}$
$P_{PP}$	Peak Pulse Power
$C_J$	Junction Capacitance



## ● Absolute maximum rating @ $T_A=25^{\circ}\text{C}$

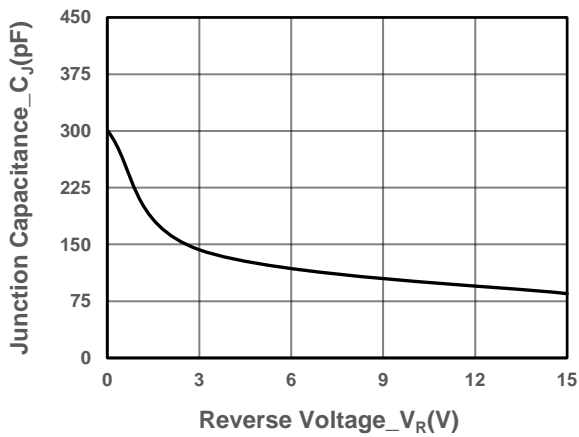
Parameter	Symbol	Value	Units
Peak Pulse Power (8/20 $\mu\text{s}$ )	$P_{PP}$	5475	W
Peak Pulse Current (8/20 $\mu\text{s}$ )	$I_{PP}$	150	A
ESD Rating per IEC61000-4-2: Contact Air	$V_{ESD}$	$\pm 30$ $\pm 30$	kV
Storage Temperature	$T_{STG}$	-55/+150	$^{\circ}\text{C}$
Operating Temperature	$T_J$	-55/+125	$^{\circ}\text{C}$

## ● Electrical Characteristics @ $T_A=25^{\circ}\text{C}$

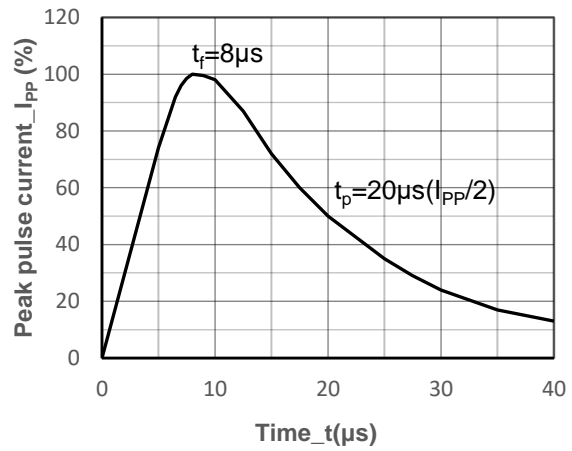
Parameter	Symbol	Conditions	Min.	Typ.	Max.	Units
Peak Reverse Working Voltage	$V_{RWM}$				15	V
Breakdown Voltage	$V_{BR}$	$I_T = 1\text{mA}$	16.5		19.5	V
Reverse Leakage Current	$I_R$	$V_{RWM} = 10\text{V}$			0.1	$\mu\text{A}$
Forward Voltage	$V_F$	$I_F = 10\text{mA}$		1.0	1.2	V
Clamping Voltage	$V_C$	$I_{PP} = 10\text{A}$ , $t_P = 8/20\mu\text{s}$			22	V
Clamping Voltage	$V_C$	$I_{PP} = 150\text{A}$ , $t_P = 8/20\mu\text{s}$		33	36.5	V
Junction Capacitance	$C_J$	$V_R = 0\text{V}$ , $f = 1\text{MHz}$		300	450	pF



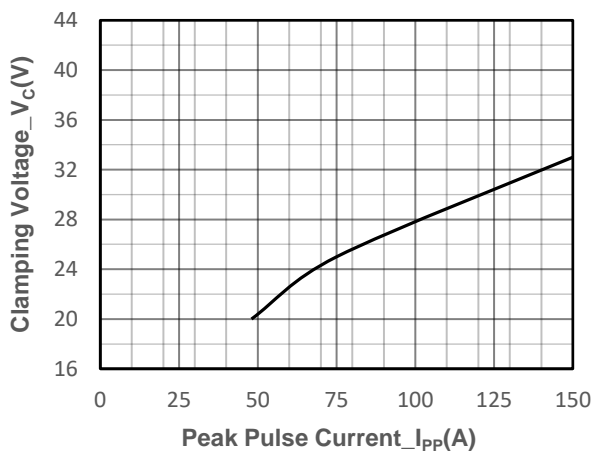
- **Typical Performance Characteristics( $T_A=25^{\circ}\text{C}$  unless otherwise Specified)**



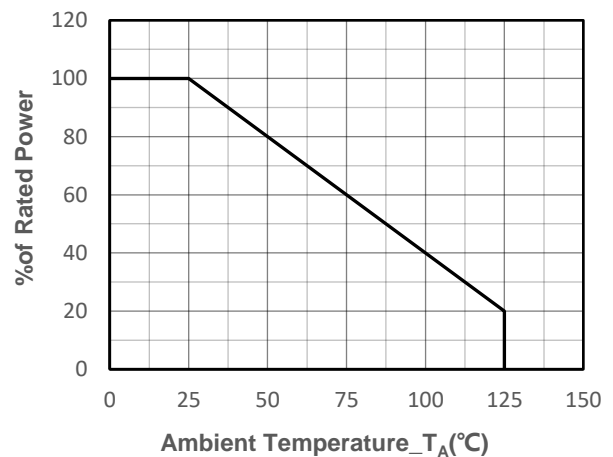
**Junction Capacitance vs. Reverse Voltage**



**8/20 $\mu\text{s}$  Pulse Waveform**



**Clamping Voltage vs. Peak Pulse Current**



**Power derating vs. Ambient temperature**



## ● Package Information

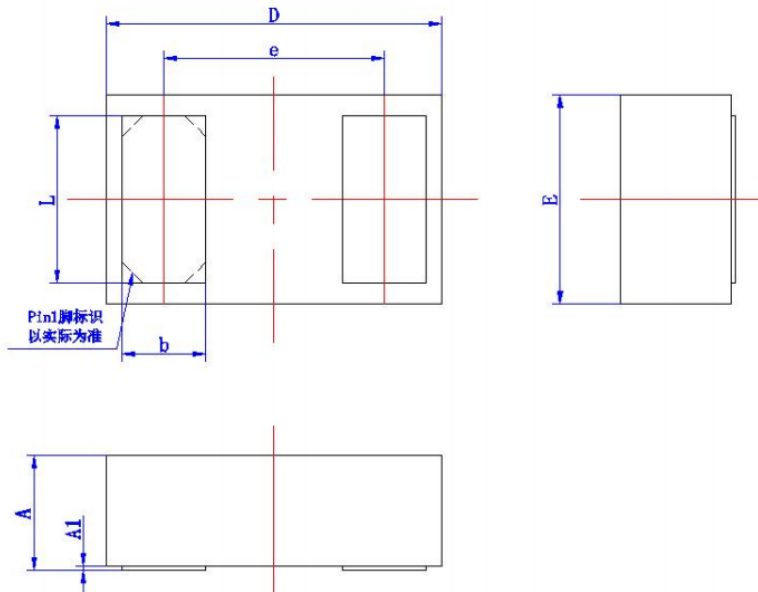
### Ordering Information

Device	Package	Qty per Reel	Reel Size
SSCT15V11L3	DFN1610-2L	3000	7 Inch

### Mechanical Data

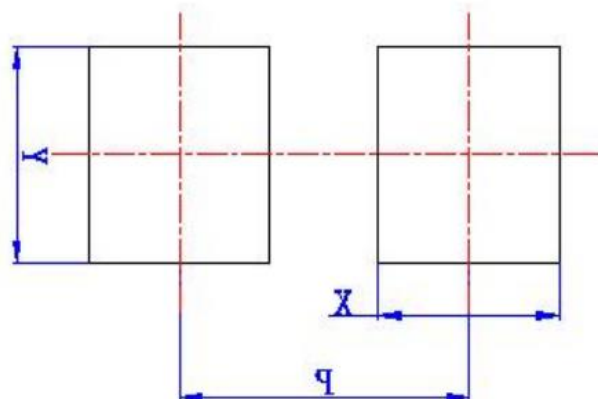
Case: DFN1610-2L

Case Material: Molded Plastic. UL Flammability



DIM	Millimeters	
	Min	Max
A	0.50	0.65
A1	0.00	0.05
D	1.5	1.7
E	0.9	1.1
b	0.35	0.45
e	1.05TYP	
L	0.75	0.95

### Suggested Land Pattern (Unit: mm)



DIM	Millimeters
	Type
X	0.62
Y	1.0
P	1.2



## DISCLAIMER

SSCSEMI RESERVES THE RIGHT TO MAKE CHANGES WITHOUT FURTHER NOTICE TO ANY PRODUCTS HEREIN TO IMPROVE RELIABILITY, FUNCTION OR DESIGN. SSCSEMI DOES NOT ASSUME ANY LIABILITY ARISING OUT OF THE APPLICATION OR USE OF ANY PRODUCT OR CIRCUIT DESCRIBED HEREIN; NEITHER DOES IT CONVEY ANY LICENCE UNDER ITS PATENT RIGHTS, NOR THE RIGHTS OF OTHERS.

THE GRAPHS PROVIDED IN THIS DOCUMENT ARE STATISTICAL SUMMARIES BASED ON A LIMITED NUMBER OF SAMPLES AND ARE PROVIDED FOR INFORMATIONAL PURPOSE ONLY. THE PERFORMANCE CHARACTERISTICS LISTED IN THEM ARE NOT TESTED OR GUARANTEED. IN SOME GRAPHS, THE DATA PRESENTED MAY BE OUTSIDE THE SPECIFIED OPERATING RANGE (E.G. OUTSIDE SPECIFIED POWER SUPPLY RANGE) AND THEREFORE OUTSIDE THE WARRANTED RANGE.

OUR PRODUCT SPECIFICATIONS ARE ONLY VALID IF OBTAINED THROUGH THE COMPANY'S OFFICIAL WEBSITE, CRM SYSTEM, OR OUR SALES PERSONNEL CHANNELS. IF CHANGES OR SPECIAL VERSIONS ARE INVOLVED, THEY MUST BE STAMPED WITH A QUALITY SEAL AND MARKED WITH A SPECIAL VERSION NUMBER TO BE VALID.