



SSCT15V11D2

1-line Uni-directional Micro Packaged TVS Diode

● Description

The SSCT15V11D2 is an Uni-directional high power TVS diode, utilizing leading monolithic silicon technology to provide fast response time and low ESD clamping voltage, making this device an ideal solution for protecting voltage sensitive data and power line. It complies with the IEC 61000-4-2 (ESD) with $\pm 30\text{kV}$ air and $\pm 30\text{kV}$ contact discharge. It is assembled into an ultra-small lead free SOD-323 package.

The small size and high ESD surge protection make SSCT15V11D2 an ideal choice to protect cell phone, digital cameras, audio players and many other portable applications.

● Feature

- ✧ 1800W peak pulse power ($t_P = 8/20\mu\text{s}$)
- ✧ SOD-323 Package
- ✧ Working voltage: 15V
- ✧ Low clamping voltage
- ✧ Low capacitance
- ✧ Low leakage current
- ✧ Response Time is $< 1\text{ ns}$
- ✧ RoHS compliant
- ✧ Complies with following standards:
 - IEC 61000-4-2 (ESD) immunity test
 - Air discharge: $\pm 30\text{kV}$
 - Contact discharge: $\pm 30\text{kV}$
 - IEC61000-4-5 (Surge) 50A (8/20 μs)

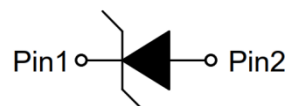
Applications

- ✧ Power Line
- ✧ Serial and Parallel Ports
- ✧ Notebooks, Desktops, Servers
- ✧ Projection TV
- ✧ Cellular handsets and accessories
- ✧ Portable instrumentation
- ✧ Peripherals

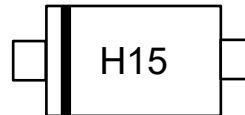
● PIN configuration



SOD-323



Circuit diagram



Marking(Top View)

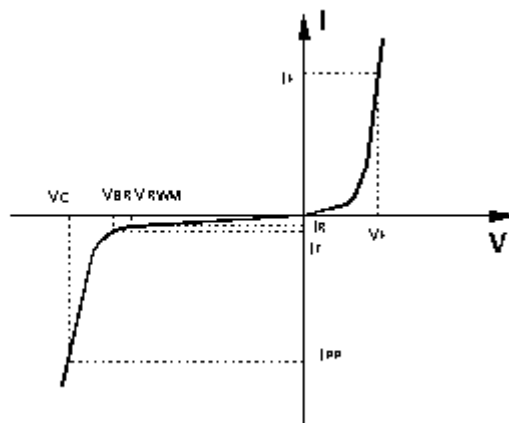
Mechanical data

- ✧ Lead finish: 100% matte Sn (Tin)
- ✧ Mounting position: Any
- ✧ Qualified max reflow temperature: 260°C
- ✧ Device meets MSL3 requirements
- ✧ Pure tin plating: 7 ~ 17 μm
- ✧ Pin flatness: $\leq 3\text{mil}$



● Electronic Parameter

Symbol	Parameter
V_{RWM}	Peak Reverse Working Voltage
I_R	Reverse Leakage Current @ V_{RWM}
V_{BR}	Breakdown Voltage @ I_T
I_T	Test Current
I_{PP}	Maximum Reverse Peak Pulse Current
V_C	Clamping Voltage @ I_{PP}
P_{PP}	Peak Pulse Power
C_J	Junction Capacitance



● Absolute maximum rating @TA=25℃

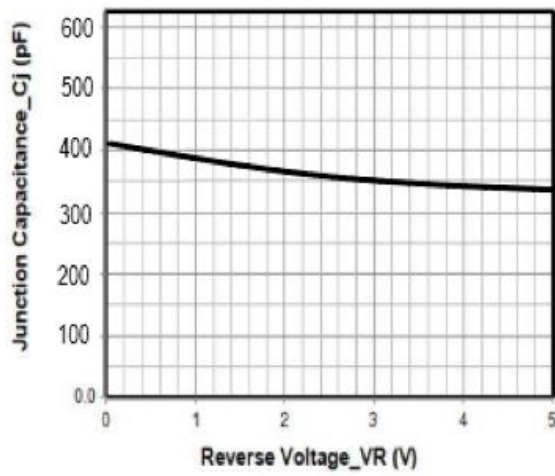
Parameter	Symbol	Value	Unit
Peak Pulse Power (8/20us)	P_{PP}	1800	W
Peak Pulse Current (8/20us)	I_{PP}	50	A
ESD Rating per IEC61000-4-2: Contact Air	V_{ESD}	30 30	KV
Storage Temperature	T_{STG}	-55/+150	℃
Operating Temperature	T_J	-55/+125	℃

● Electrical Characteristics @TA=25℃

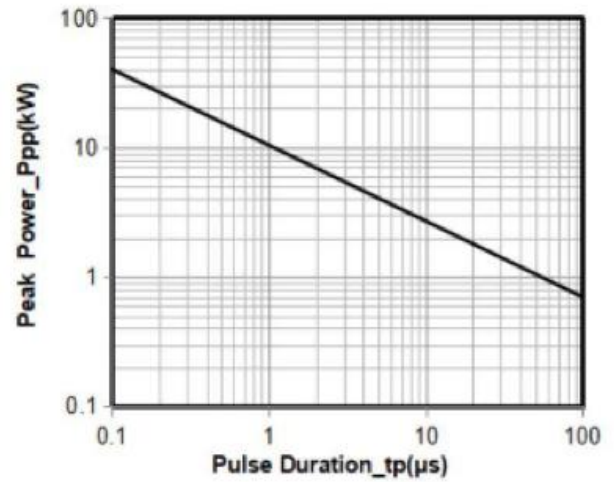
Parameter	Symbol	Conditions	Min.	Typ.	Max.	Unit
Peak Reverse Working Voltage	V_{RWM}				15	V
Breakdown Voltage	V_{BR}	$I_T = 1mA$	16.7		19.6	V
Reverse Leakage Current	I_R	$V_{RWM} = 15V$			1	μA
Clamping Voltage	V_C	$I_{PP} = 50A, t_P = 8/20\mu s$		23	30	V
Junction Capacitance	C_J	$V_R = 0V, f = 1MHz$		400	550	pF



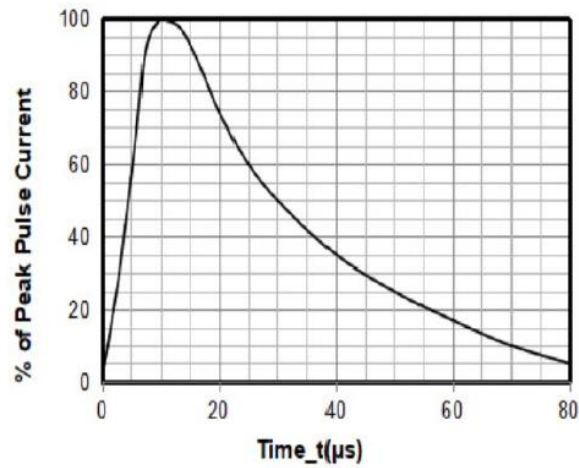
- Typical Performance Characteristics



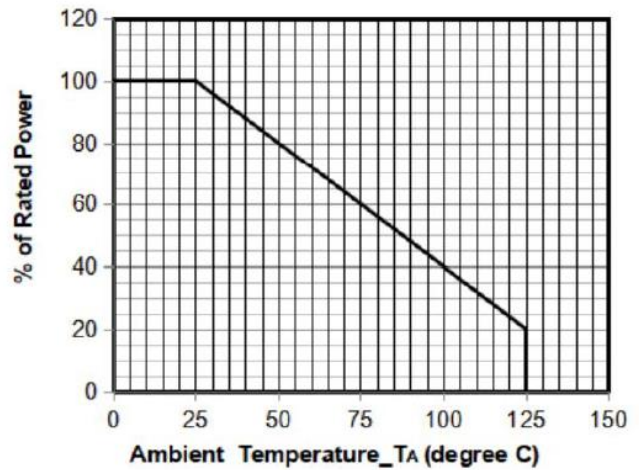
Junction Capacitance vs. Reverse Voltage



Peak Pulse Power vs. Pulse Time



8 X 20 μ s Pulse Waveform



Power Derating Curve



● Package Information

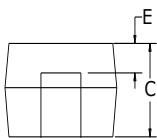
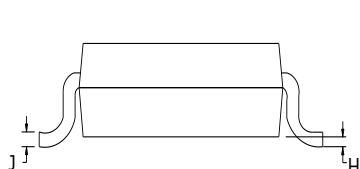
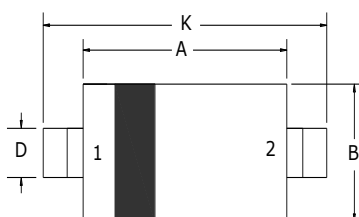
Ordering Information

Device	Package	Qty per Reel	Reel Size
SSCT15V11D2	SOD-323	3000	7 Inch

Mechanical Data

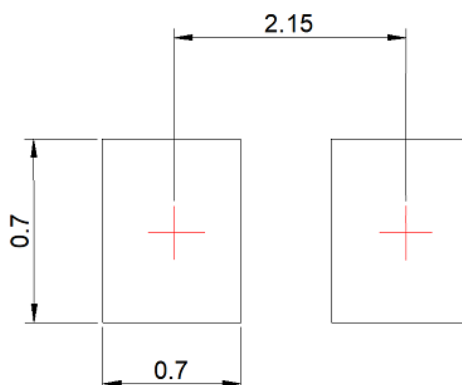
Case: SOD-323

Case Material: Molded Plastic. UL Flammability



Dim	Millimeters	
	Min	Max
A	1.60	1.80
B	1.2	1.40
C	0.80	0.90
D	0.25	0.35
E	0.15REF	
H	0	0.10
J	0.08	0.15
K	2.50	2.70

Recommended Pad outline





DISCLAIMER

SSCSEMI RESERVES THE RIGHT TO MAKE CHANGES WITHOUT FURTHER NOTICE TO ANY PRODUCTS HEREIN TO IMPROVE RELIABILITY, FUNCTION OR DESIGN. SSCSEMI DOES NOT ASSUME ANY LIABILITY ARISING OUT OF THE APPLICATION OR USE OF ANY PRODUCT OR CIRCUIT DESCRIBED HEREIN; NEITHER DOES IT CONVEY ANY LICENCE UNDER ITS PATENT RIGHTS, NOR THE RIGHTS OF OTHERS.

THE GRAPHS PROVIDED IN THIS DOCUMENT ARE STATISTICAL SUMMARIES BASED ON A LIMITED NUMBER OF SAMPLES AND ARE PROVIDED FOR INFORMATIONAL PURPOSE ONLY. THE PERFORMANCE CHARACTERISTICS LISTED IN THEM ARE NOT TESTED OR GUARANTEED. IN SOME GRAPHS, THE DATA PRESENTED MAY BE OUTSIDE THE SPECIFIED OPERATING RANGE (E.G. OUTSIDE SPECIFIED POWER SUPPLY RANGE) AND THEREFORE OUTSIDE THE WARRANTED RANGE.

OUR PRODUCT SPECIFICATIONS ARE ONLY VALID IF OBTAINED THROUGH THE COMPANY'S OFFICIAL WEBSITE, CRM SYSTEM, OR OUR SALES PERSONNEL CHANNELS. IF CHANGES OR SPECIAL VERSIONS ARE INVOLVED, THEY MUST BE STAMPED WITH A QUALITY SEAL AND MARKED WITH A SPECIAL VERSION NUMBER TO BE VALID.