



SSCE5V012L1

Ultra-low Capacitance Bidirectional Micro Packaged TVS Diodes for ESD Protection

● Description

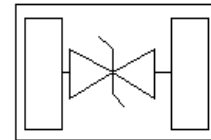
The SSCE5V012L1 is designed with SSC process TVS technology to protect voltage sensitive components from ESD. Excellent clamping capability, low leakage, and fast response time provide best in class protection on designs that are exposed to ESD. Because of its small size, it is suited for use in cellular phones, MP3 players, digital cameras and many other portable applications where board space comes at a premium. Also because of its low capacitance, it is suited for use in high frequency designs such as USB 2.0 high speed, USB 3.0 super speed, USB 4.0 super speed, VGA, DVI, HDMI, eSATA and other high speed line applications.

It has been specifically designed to protect sensitive components which are connected to data and transmission lines from overvoltage caused by ESD (electrostatic discharge), and EFT (electrical fast transients).

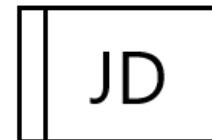
● Feature

- ✧ 100W peak pulse power ($t_P = 8/20\mu s$)
- ✧ DFN0603-2L Package
- ✧ Working voltage: 5V
- ✧ Low clamping voltage
- ✧ Low capacitance
- ✧ RoHS compliant transient protection for high - speed data lines to
-IEC61000-4-2(ESD) $\pm 25kV$ (air), $\pm 20kV$ (contact)

● PIN configuration



Top view



Marking

● Applications

- ✧ USB 1.0/2.0/3.0/4.0, VGA, DVI, SDI
- ✧ DVI & HDMI Port Protection
- ✧ Serial and Parallel Ports
- ✧ Mobile Handsets
- ✧ Notebooks, Desktops, Servers
- ✧ High Speed Line
- ✧ Portable instrumentation

● Mechanical data

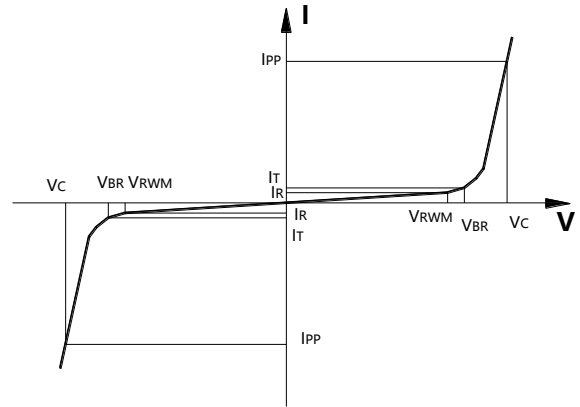
- ✧ Lead finish: 100% matte Sn (Tin)
- ✧ Mounting position: Any
- ✧ Qualified max reflow temperature: $260^{\circ}C$
- ✧ Device meets MSL 3 requirements
- ✧ Pure tin plating: $7 \sim 17 \mu m$
- ✧ Pin flatness: $\leq 3m$



SSCE5V012L1

● Electronic Parameter

Symbol	Parameter
V_{RWM}	Peak Reverse Working Voltage
I_R	Reverse Leakage Current @ V_{RWM}
V_{BR}	Breakdown Voltage @ I_T
I_T	Test Current
I_{PP}	Maximum Reverse Peak Pulse Current
V_C	Clamping Voltage @ I_{PP}
P_{PP}	Peak Pulse Power
C	Junction Capacitance



● Absolute maximum rating @TA=25°C

Symbol	Parameter	Value	Units
P_{PP}	Peak Pulse Power (8/20μS)	100	W
I_{PP}	Peak Pulse Current (8/20μS)	4	A
V_{ESD}	ESD Rating per IEC61000-4-2: Contact Air	20 25	KV
T_{STG}	Storage Temperature	-55/+150	°C
T_J	Operating Temperature	-55/+150	°C

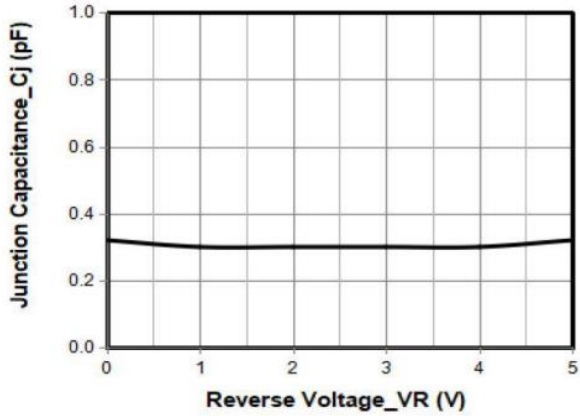
● Electrical Characteristics @TA=25°C

Parameter	Symbol	Conditions	Min.	Typ.	Max.	Units
Peak Reverse Working Voltage	V_{RWM}				5	V
Breakdown Voltage	V_{BR}	$I_T = 1mA$	6			V
Reverse Leakage Current	I_R	$V_{RWM} = 5.0V$			0.1	μA
Clamping Voltage	V_C	$I_{PP} = 2A, t_P = 8/20μs$		14		V
Clamping Voltage	V_C	$I_{PP} = 4A, t_P = 8/20μs$			25	V
Junction Capacitance	C_J	$V_R = 0V, f = 1MHz$		0.3	0.5	pF

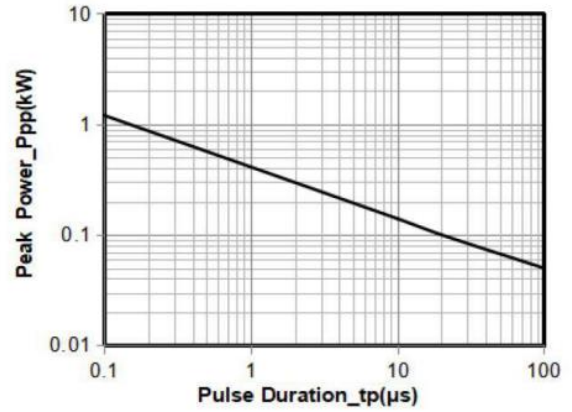


SSCE5V012L1

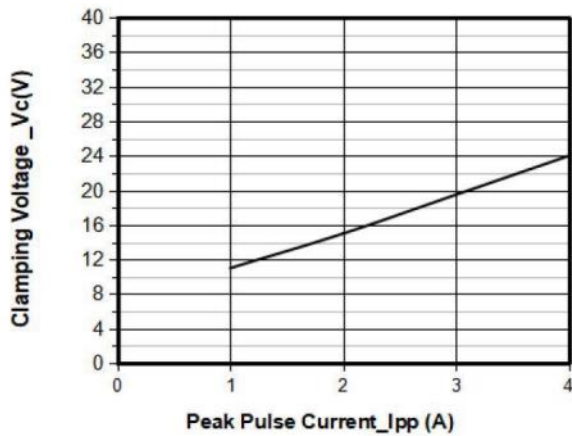
- Typical Performance Characteristics



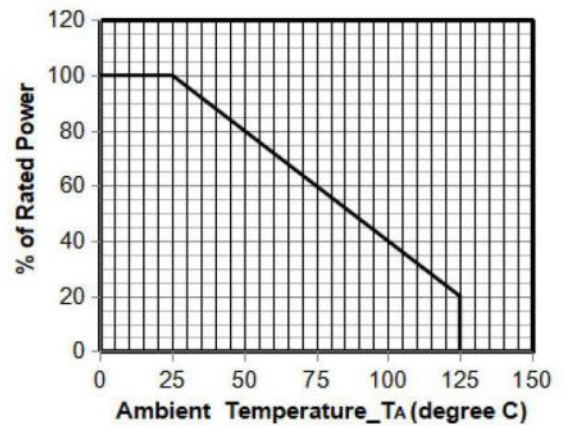
Junction Capacitance vs. Reverse Voltage



Peak Pulse Power vs. Pulse Time



Clamping Voltage vs. Peak Pulse Current



Power Derating Curve



SSCE5V012L1

• Package Information

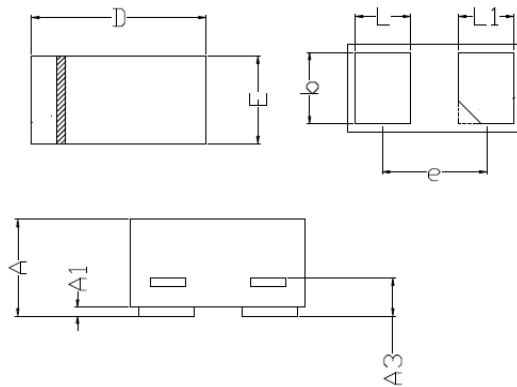
Ordering Information

Device	Package	Qty per Reel	Reel Size
SSCE5V012L1	DFN0603-2L	15000	7 Inch

Mechanical Data

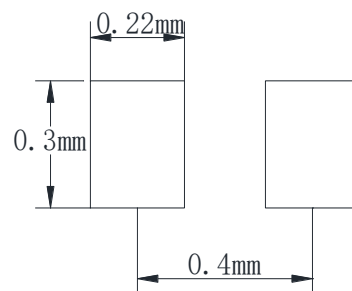
Case: DFN0603-2L

Case Material: Molded Plastic. UL Flammability



DIM	Millimeters	
	Min	Max
A	0.230	0.330
A1	0.000	0.050
A3	0.102REF	
D	0.550	0.650
E	0.250	0.350
b	0.215	0.275
L	0.12	0.23
L1	0.12	0.23
e	0.40BSC	

Recommended Pad outline





DISCLAIMER

SSCSEMI RESERVES THE RIGHT TO MAKE CHANGES WITHOUT FURTHER NOTICE TO ANY PRODUCTS HEREIN TO IMPROVE RELIABILITY, FUNCTION OR DESIGN. SSCSEMI DOES NOT ASSUME ANY LIABILITY ARISING OUT OF THE APPLICATION OR USE OF ANY PRODUCT OR CIRCUIT DESCRIBED HEREIN; NEITHER DOES IT CONVEY ANY LICENCE UNDER ITS PATENT RIGHTS, NOR THE RIGHTS OF OTHERS.

THE GRAPHS PROVIDED IN THIS DOCUMENT ARE STATISTICAL SUMMARIES BASED ON A LIMITED NUMBER OF SAMPLES AND ARE PROVIDED FOR INFORMATIONAL PURPOSE ONLY. THE PERFORMANCE CHARACTERISTICS LISTED IN THEM ARE NOT TESTED OR GUARANTEED. IN SOME GRAPHS, THE DATA PRESENTED MAY BE OUTSIDE THE SPECIFIED OPERATING RANGE (E.G. OUTSIDE SPECIFIED POWER SUPPLY RANGE) AND THEREFORE OUTSIDE THE WARRANTED RANGE.

OUR PRODUCT SPECIFICATIONS ARE ONLY VALID IF OBTAINED THROUGH THE COMPANY'S OFFICIAL WEBSITE, CRM SYSTEM, OR OUR SALES PERSONNEL CHANNELS. IF CHANGES OR SPECIAL VERSIONS ARE INVOLVED, THEY MUST BE STAMPED WITH A QUALITY SEAL AND MARKED WITH A SPECIAL VERSION NUMBER TO BE VALID.