



SSCE3V392N1

1-Line Bi-directional TVS Diodes

● Description

The SSCE3V392N1 is a bi-directional TVS diode, utilizing leading monolithic silicon technology to provide fast response time and low ESD clamping voltage, making this device an ideal solution for protecting voltage sensitive data and power line. The SSCE3V392N1 complies with the IEC 61000-4-2 (ESD) with ± 30 kV air and ± 30 kV contact discharge. It is assembled into an ultra-small 1.0x0.6x0.5mm lead-free DFN package. The small size and high ESD surge protection make SSCE3V392N1 an ideal choice to protect cell phone, digital cameras, audio players and many other portable applications.

● Feature

- ✧ Working voltage: 3.3V
- ✧ Low clamping voltage
- ✧ Small Body Outline Dimensions
- ✧ Low leakage current
- ✧ Response Time is Typically <1ns
- ✧ Complies with following standards:
 - IEC 61000-4-2 (ESD) immunity test
Air discharge: ± 30 kV
Contact discharge: ± 30 kV
 - IEC 61000-4-5 (Lightning) 28A (8/20 μ s)

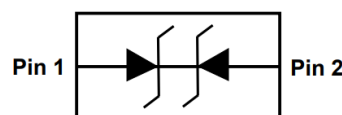
● Mechanical data

- ✧ Package: DFN1006-2L (1.0x0.6x0.5mm)
- ✧ Lead finish: 100% matte Sn (Tin)
- ✧ Device meets MSL 3 requirements
- ✧ Case Material: "Green" Molding Compound
- ✧ RoHS Compliant

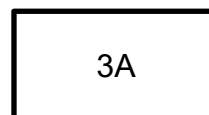
● PIN configuration



DFN1006-2L (Bottom View)



Circuit Diagram



Marking

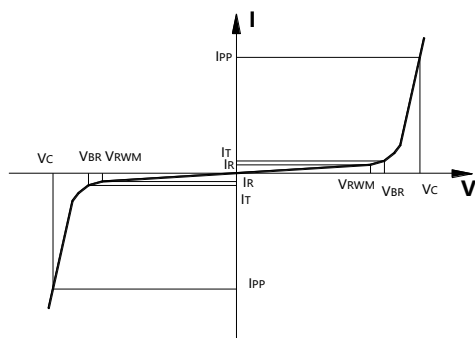
● Applications

- ✧ Cellular Handsets and Accessories
- ✧ Personal Digital Assistants
- ✧ Notebooks and Handhelds
- ✧ Portable Instrumentation
- ✧ Digital Cameras
- ✧ Peripherals
- ✧ Audio Players
- ✧ Keypads, Side Keys, USB, LCD Displays



● Electronic Parameter

Symbol	Parameter
V_{RWM}	Peak Reverse Working Voltage
I_R	Reverse Leakage Current @ V_{RWM}
V_{BR}	Breakdown Voltage @ I_T
I_T	Test Current
I_{PP}	Maximum Reverse Peak Pulse Current
V_C	Clamping Voltage @ I_{PP}
P_{PP}	Peak Pulse Power
C_J	Junction Capacitance



● Absolute maximum rating @ $T_A=25^{\circ}\text{C}$

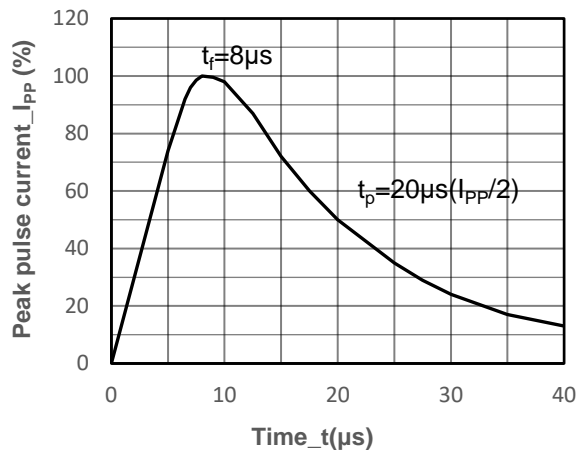
Parameter	Symbol	Value	Unit
Peak Pulse Power (8/20 μs)	P_{PP}	364	W
Peak Pulse Current (8/20 μs)	I_{PP}	28	A
ESD Rating per IEC61000-4-2: Contact Air	V_{ESD}	± 30 ± 30	kV
Storage Temperature	T_{STG}	-55/+150	$^{\circ}\text{C}$
Operating Temperature	T_J	-55/+125	$^{\circ}\text{C}$

● Electrical Characteristics @ $T_A=25^{\circ}\text{C}$

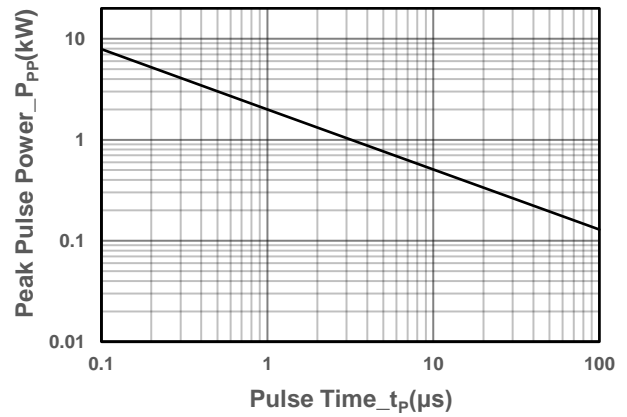
Parameter	Symbol	Conditions	Min.	Typ.	Max.	Unit
Peak Reverse Working Voltage	V_{RWM}				3.3	V
Breakdown Voltage	V_{BR}	$I_T = 1\text{mA}$	3.8		6.2	V
Reverse Leakage Current	I_R	$V_{RWM} = 3.3\text{V}$			0.2	μA
Clamping Voltage	V_C	$I_{PP} = 1\text{A}$, $t_P = 8/20\mu\text{s}$		6		V
Clamping Voltage	V_C	$I_{PP} = 28\text{A}$, $t_P = 8/20\mu\text{s}$		9.5	12	V
Junction Capacitance	C_J	$V_R = 0\text{V}$, $f = 1\text{MHz}$		50		pF



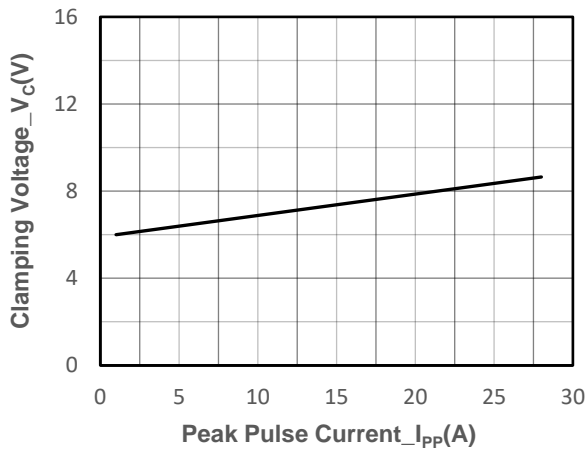
Typical Performance Characteristics



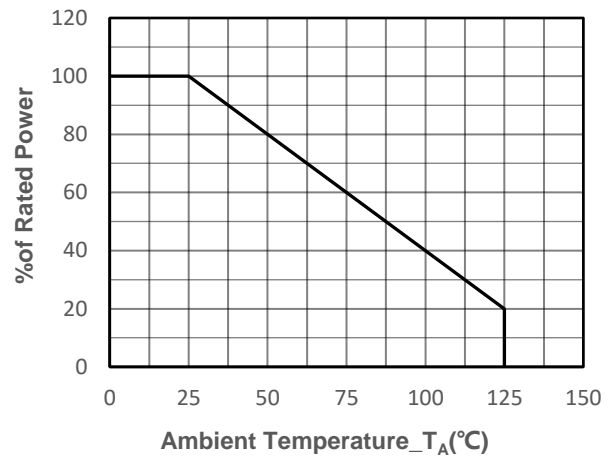
8/20 μ s Pulse Waveform



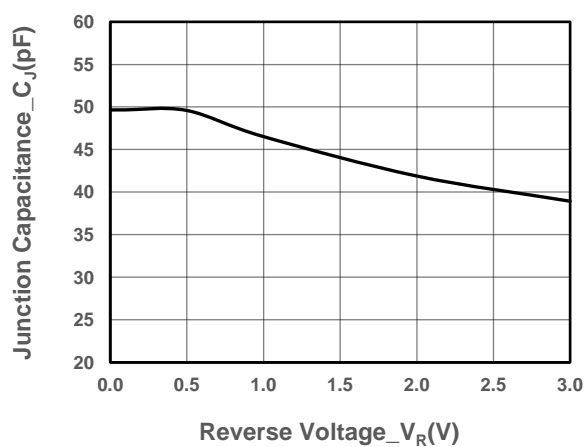
Peak Pulse Power vs. Pulse Time



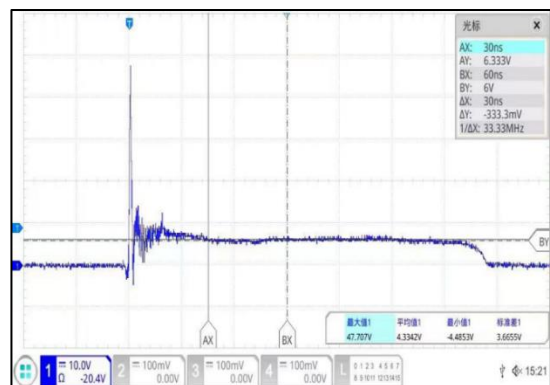
Clamping Voltage vs. Peak Pulse Current



Power derating vs. Ambient temperature



Junction Capacitance vs. Reverse Voltage





● Package Information

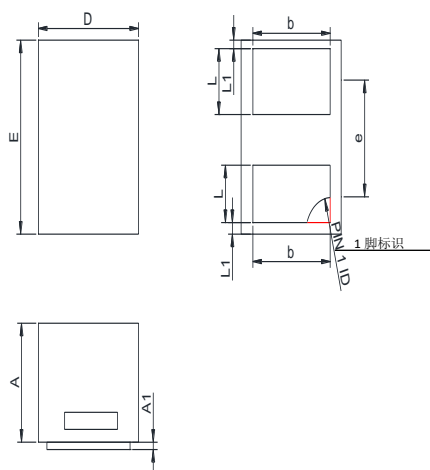
Ordering Information

Device	Package	Qty per Reel	Reel Size
SSCE3V392N1	DFN1006-2L	10000	7 Inch

Mechanical Data

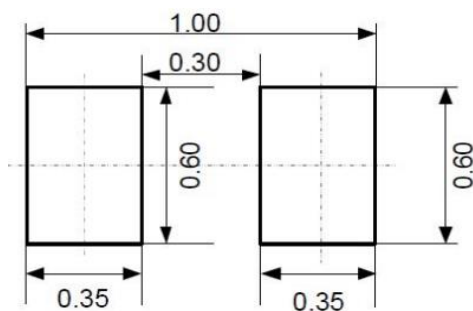
Case: DFN1006-2L

Case Material: Molded Plastic. UL Flammability



DIM	Millimeters	
	Min	Max
A	0.45	0.55
A1	0.00	0.05
D	0.55	0.65
E	0.95	1.05
b	0.45	0.60
e	0.65TYP	
L	0.2	0.3
L1	0.05REF	

Recommended Pad outline





DISCLAIMER

SSCSEMI RESERVES THE RIGHT TO MAKE CHANGES WITHOUT FURTHER NOTICE TO ANY PRODUCTS HEREIN TO IMPROVE RELIABILITY, FUNCTION OR DESIGN. SSCSEMI DOES NOT ASSUME ANY LIABILITY ARISING OUT OF THE APPLICATION OR USE OF ANY PRODUCT OR CIRCUIT DESCRIBED HEREIN; NEITHER DOES IT CONVEY ANY LICENCE UNDER ITS PATENT RIGHTS, NOR THE RIGHTS OF OTHERS.

THE GRAPHS PROVIDED IN THIS DOCUMENT ARE STATISTICAL SUMMARIES BASED ON A LIMITED NUMBER OF SAMPLES AND ARE PROVIDED FOR INFORMATIONAL PURPOSE ONLY. THE PERFORMANCE CHARACTERISTICS LISTED IN THEM ARE NOT TESTED OR GUARANTEED. IN SOME GRAPHS, THE DATA PRESENTED MAY BE OUTSIDE THE SPECIFIED OPERATING RANGE (E.G. OUTSIDE SPECIFIED POWER SUPPLY RANGE) AND THEREFORE OUTSIDE THE WARRANTED RANGE.

OUR PRODUCT SPECIFICATIONS ARE ONLY VALID IF OBTAINED THROUGH THE COMPANY'S OFFICIAL WEBSITE, CRM SYSTEM, OR OUR SALES PERSONNEL CHANNELS. IF CHANGES OR SPECIAL VERSIONS ARE INVOLVED, THEY MUST BE STAMPED WITH A QUALITY SEAL AND MARKED WITH A SPECIAL VERSION NUMBER TO BE VALID.