



SSCP856GSG

DUAL (PNP+PNP) Switching Transistor

➤ Features

VCB	VCE	VEB	IC
-80V	-65V	-5V	-0.1A

➤ Description

The dual PNP+PNP Transistor is designed for use in linear and switching applications. The device is housed in the SOT-363 package, which is designed for telephony and professional communication equipment.


➤ Applications

- General purpose switching and amplification
- Telephony and professional communication equipment

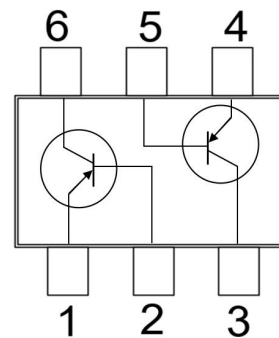
➤ Ordering Information

Device	Package	Shipping
SSCP856GSG	SOT-363	3000/Reel

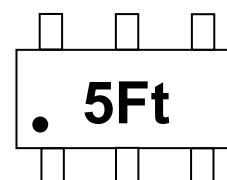
➤ Pin configuration



SOT-363



Circuit Diagram



Marking(Top View)



➤ **Absolute Maximum Ratings**($T_A = 25^\circ\text{C}$ unless otherwise noted)

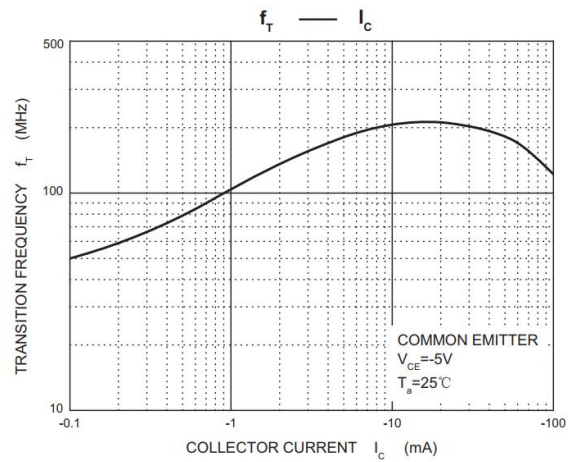
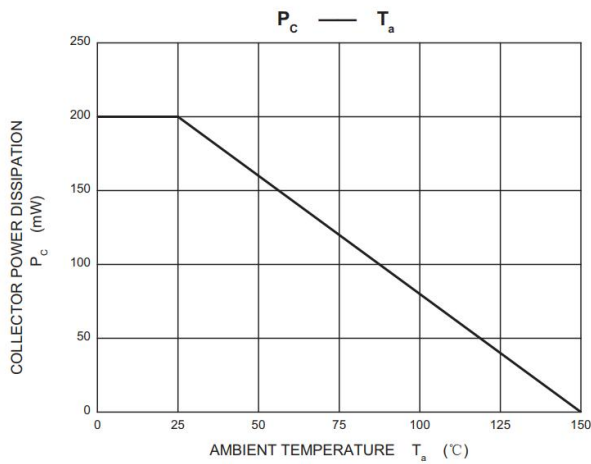
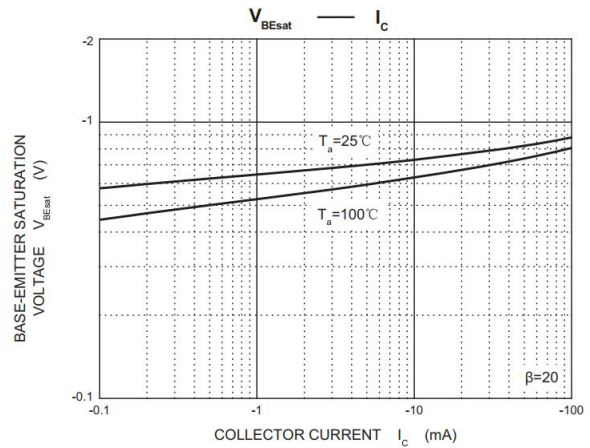
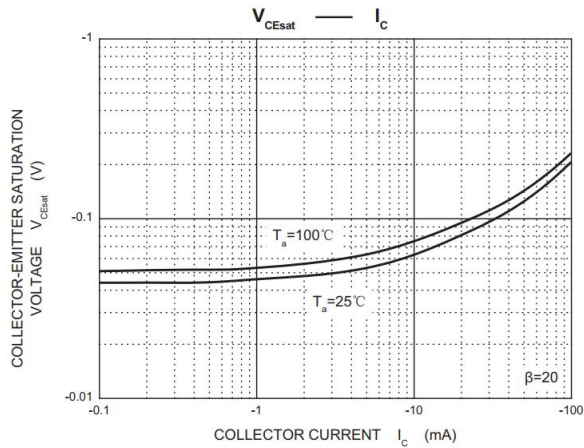
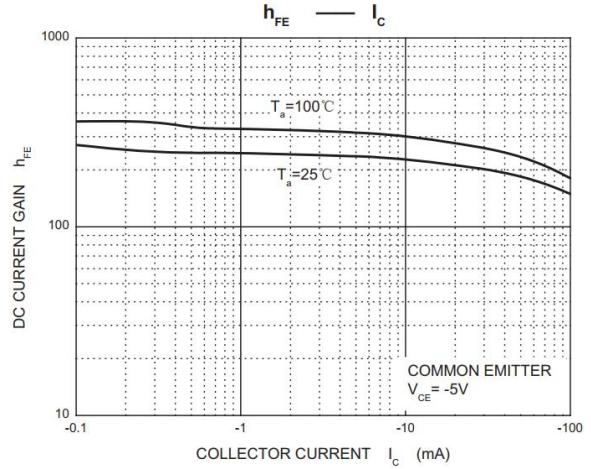
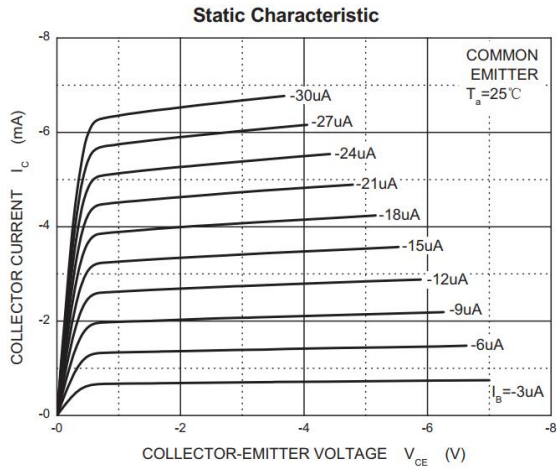
Parameter	Symbol	Value	Unit
Collector-Base Voltage	V_{CBO}	-80	V
Collector- Emitter Voltage	V_{CEO}	-65	V
Emitter-Base Voltage	V_{EBO}	-5	V
Collector Current-Continuous	I_C	-0.1	A
Collector Power Dissipation	P_C	200	mW
Junction Temperature	T_J	-55 to 150	$^\circ\text{C}$
Storage Temperature	T_{STG}	-55 to 150	$^\circ\text{C}$

➤ **Electrical Characteristics** ($T_A = 25^\circ\text{C}$ unless otherwise noted)

Parameter	Symbol	Test Conditions	Min.	Typ.	Max.	Unit
Collector-Base Breakdown Voltage	BV_{CBO}	$I_C = -10\mu\text{A}, I_E = 0$	-80			V
Collector-emitter Breakdown Voltage	BV_{CEO}	$I_C = -10\mu\text{A}, I_B = 0$	-65			V
Emitter -Base Breakdown Voltage	BV_{EBO}	$I_E = -10\mu\text{A}, I_C = 0$	-5			V
Collector Cutoff Current	I_{CBO}	$V_{CB} = -30\text{V}, I_E = 0$			-15	nA
Emitter Cutoff Current	I_{EBO}	$V_{EB} = -5\text{V}, I_C = 0$			-100	nA
DC Current Gain	h_{FE1}	$V_{CE} = -5\text{V}, I_C = -2\text{mA}$	110			
Collector-Emitter Saturation Voltage	$V_{CE(sat)1}$	$I_C = -10\text{mA}, I_B = -0.5\text{mA}$			-0.1	V
	$V_{CE(sat)2}$	$I_C = -100\text{mA}, I_B = -5\text{mA}$			-0.3	V
Base-Emitter Saturation Base-Emitter	$V_{BE(sat)}$	$I_B = -0.5\text{mA}, I_C = -10\text{mA}$			-1.2	V
Base-Emitter Voltage	V_{BE}	$V_{CE} = -5\text{V}, I_C = -1\text{A}$		0.7		V
Transition frequency	f_T	$V_{CE} = -5\text{V}, I_C = -10\text{mA}$ $f = 100\text{MHz}$	100			MHz
Collector output capacitance	C_{ob}	$V_{CB} = -10\text{V}$ $f = 1\text{MHz}$			2.5	pF

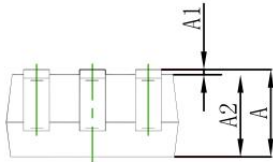
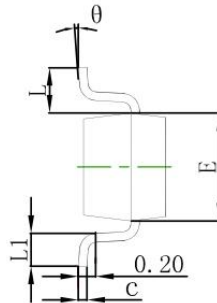
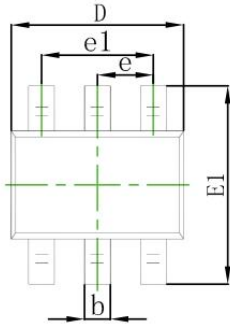


➤ Typical Performance Characteristics ($T_A = 25^\circ\text{C}$ unless otherwise noted)



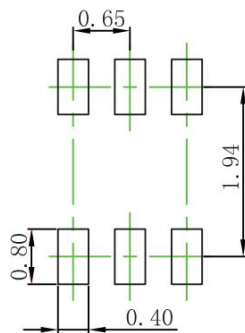
➤ Package Information

SOT-363



Symbol	Dimensions In Millimeters		Dimensions In Inches	
	Min	Max	Min	Max
A	0.900	1.100	0.035	0.043
A1	0.000	0.100	0.000	0.004
A2	0.900	1.000	0.035	0.039
b	0.150	0.350	0.006	0.014
c	0.100	0.150	0.004	0.006
D	2.000	2.200	0.079	0.087
E	1.150	1.350	0.045	0.053
E1	2.150	2.400	0.085	0.094
e	0.650 TYP		0.026 TYP	
e1	1.200	1.400	0.047	0.055
L	0.525 REF		0.021 REF	
L1	0.260	0.460	0.010	0.018
theta	0°	8°	0°	8°

SOT-363 Suggested Pad Layout

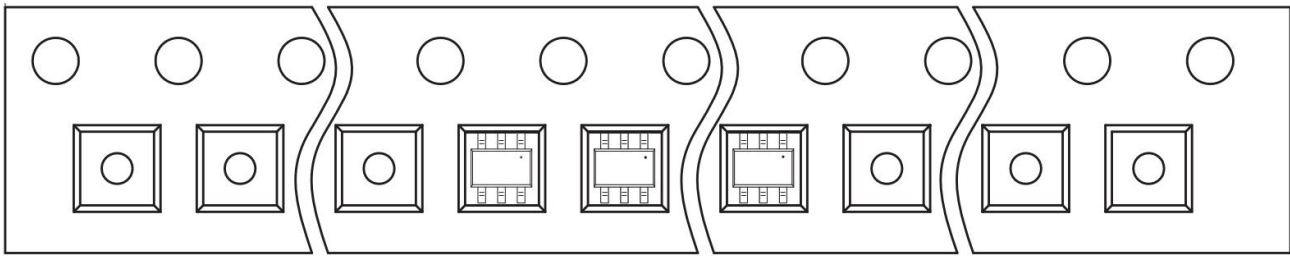


Note:

1. Controlling dimension: in millimeters.
2. General tolerance: $\pm 0.05\text{mm}$.
3. The pad layout is for reference purposes only.



➤ SOT-363 Tape Leader and Trailer



DISCLAIMER

SSCSEMI RESERVES THE RIGHT TO MAKE CHANGES WITHOUT FURTHER NOTICE TO ANY PRODUCTS HEREIN TO IMPROVE RELIABILITY, FUNCTION OR DESIGN. SSCSEMI DOES NOT ASSUME ANY LIABILITY ARISING OUT OF THE APPLICATION OR USE OF ANY PRODUCT OR CIRCUIT DESCRIBED HEREIN; NEITHER DOES IT CONVEY ANY LICIENCE UNDER ITS PATENT RIGHTS, NOR THE RIGHTS OF OTHERS.

THE GRAPHS PROVIDED IN THIS DOCUMENT ARE STATISTICAL SUMMARIES BASED ON A LIMITED NUMBER OF SAMPLES AND ARE PROVIDED FOR INFORMATIONAL PURPOSE ONLY. THE PERFORMANCE CHARACTERISTICS LISTED IN THEM ARE NOT TESTED OR GUARANTEED. IN SOME GRAPHS, THE DATA PRESENTED MAY BE OUTSIDE THE SPECIFIED OPERATING RANGE (E.G. OUTSIDE SPECIFIED POWER SUPPLY RANGE) AND THEREFORE OUTSIDE THE WARRANTED RANGE.

OUR PRODUCT SPECIFICATIONS ARE ONLY VALID IF OBTAINED THROUGH THE COMPANY'S OFFICIAL WEBSITE, CRM SYSTEM, OR OUR SALES PERSONNEL CHANNELS. IF CHANGES OR SPECIAL VERSIONS ARE INVOLVED, THEY MUST BE STAMPED WITH A QUALITY SEAL AND MARKED WITH A SPECIAL VERSION NUMBER TO BE VALID.